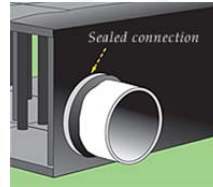
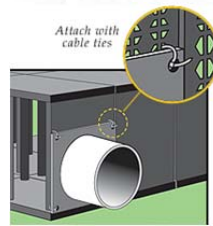
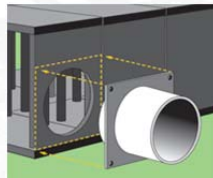


### Installation Instructions

#### Inlet/Outlet Port

##### To Install:

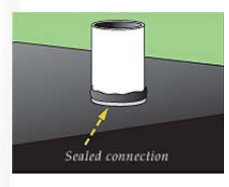
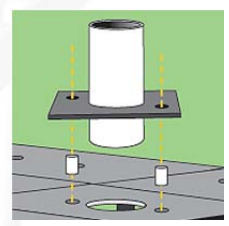
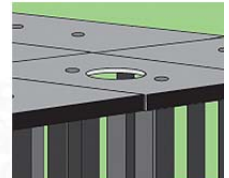
- Cut Opening in the Side Panel**  
Mark the side panel, remove and cut an opening in the StormTank Module Side Panel. (Opening should be 1" larger in diameter than the port).
- Attach Port to Side Panel**  
Insert the short stub into the side panel and attach the port plate to the side panel using minimum 50 lbs. Nylon zip ties through the pre-drilled holes in the port plate.
- Cover with Geotextile and/or Liner**  
Cut an "X" shaped opening into the geotextile and place over the port plate. Secure the material to the port with SS banding, water resistant tape or Nylon zip tie.



#### Observation Port

##### To Install:

- Cut Opening in the Top Platen**  
Using a hole saw or jigsaw, cut an opening in the center of the StormTank Module Top Platen (Opening should be 1" larger in diameter than the port).
- Align Port Plate with Top Platen**  
Insert two StormTank Stacking Pins into the circular recesses of the top platen and align the port plate using the matching holes in the plate.
- Cover with Geotextile and/or Liner**  
Cut an "X" shaped opening into the geotextile and place over the port plate. Secure the material to the port with SS banding, water resistant tape or Nylon zip tie.



### Dimensional Information

#### Observation Port



Pipe Diameter	Pipe Length	Plate Dimensions	Plate Thickness
6" (152 mm)	11.25" (286 mm)	18" x 18" (457 mm x 457 mm)	0.5" (13 mm)
8" (203 mm)	11.25" (286 mm)	18" x 18" (457 mm x 457 mm)	0.5" (13 mm)
10" (254 mm)	11.25" (286 mm)	18" x 18" (457 mm x 457 mm)	0.5" (13 mm)

#### Inlet/Outlet Port



Pipe Diameter	Pipe Length	Plate Dimensions	Plate Thickness
12" (305 mm)	11.25" (286 mm)	18" x 18" (457 mm x 457 mm)	0.25" (6 mm)
14" (356 mm)	11.25" (286 mm)	18" x 18" (457 mm x 457 mm)	0.25" (6 mm)

#### Manufacturer:



Mailing Address: P.O. Box 605, Reading, PA 19603  
 Shipping Address: 610 Morgantown Road, Reading, PA 19611  
 Phone: 610-236-1100 Fax: 610-736-1280  
 Email: [wwsales@brentwoodindustries.com](mailto:wwsales@brentwoodindustries.com)  
 Website: [www.Brentwoodindustries.com](http://www.Brentwoodindustries.com)

Disclaimer: Brentwood Industries (Brentwood) assumes no liability for the accuracy or completeness of this information or for the ultimate use by the purchaser. Brentwood Industries disclaims any and all other warranties, expressed or implied with respect to any service or deliverable other than those expressly provided in this (section, paragraph, quotation, proposal, etc.) including without limitation any implied warranty of merchantability or fitness for a particular purpose This document should not be construed as engineering advice.